

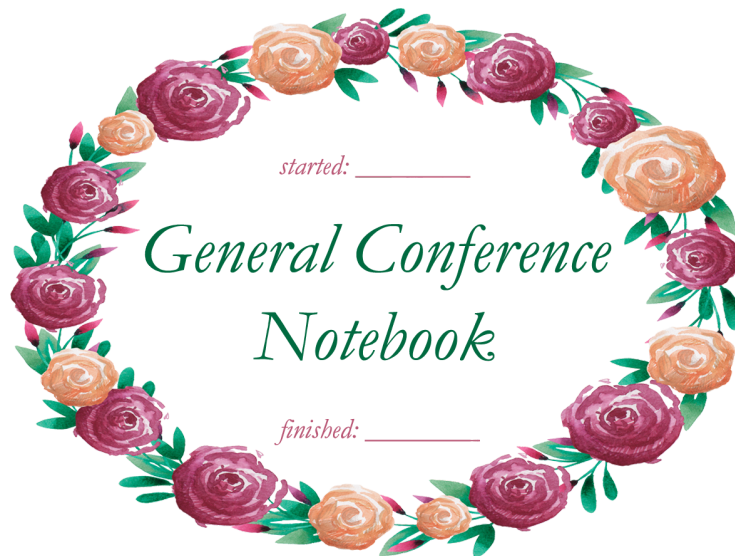


General Conference Speaker Tabs

Print on cardstock. Cut out. Using clear wide packing tape, tape to a notebook page with the photo ON the page and the name sticking off the page to create a tab.



Find more detailed instructions at CranialHiccups.com



Find more detailed instructions at CranialHiccups.com