



# Escape Room Challenge

*Youth review*

*President and Sister Nelson's  
challenge while solving clues and puzzles.*

*Great for Young Men and Young Women activities!*

[CranialHiccups.com](http://CranialHiccups.com)

## Supply List

Order (or gather) the following supplies:

- small keyed padlock - <https://amzn.to/2PaorJW>
- 3 digit combination lock - <https://amzn.to/2vJuMUB>
- Invisible Ink Blacklight markers - <https://amzn.to/2MPsERx>
- Blacklight keychains - <https://amzn.to/2nDGTOs>
- Foil Covered Chocolate Coins - <https://amzn.to/2Pb2o60>
- Plastic Silver Sword Picks (like toothpicks) - <https://amzn.to/2MptGa2>


Gather one of each of the following for every escape room:

- Small classroom table
- lamp
- LDS hymnbook
- For Strength of Youth Pamphlet
- Book of Mormon
- tray with spare change
- extra pens and pencils in a jar
- mirror
- additional books for desk
- chair
- pictures of [Joseph Smith reading the Bible](#), [Helaman's Army](#) or [Captain Moroni](#), sports team posters, music band posters, a temple, Armor of God (either [this one](#) or [this one](#)) – most of these we just printed off the internet or found them in the Gospel Art Kit or the church library.
- A back pack with two zippers that can be locked together so they don't open OR a box that can be locked with a padlock
- A smaller box or bag to fit inside the first one that can also be locked with a padlock
- [Prints of President Nelson's challenge](#) – one for each youth to hang in their lockers or bedrooms
- Button Badges – If you have a 2.25 inch button maker I have included the prints in this download to use to make the buttons.
- a scroll (instructions to make it are found below)
- a chocolate coin (prepared according to instructions below) mixed in with the spare change in the tray
- a plastic sword (prepared per instructions below)
- a blacklight flashlight
- a 3 digit number combination padlock
- a keyed padlock
- 9 prepared clues (most are just print and go – a couple need extra preparation)
- One facilitator who will hold the clues and help the youth if needed
- any other items you'd like to act as Red Herrings (throw the youth off)

## Instructions to Prepare Clues


Prints off all clues and the tracking sheets (pages 5-16). Print as many of the tracking sheet page as you will need so each youth has a tracking sheet. Cut those apart – there are four to a page.

The code for clue #1 has two codes per sheet. You only need one for each scroll. Cut down the page between the codes to make two scrolls. Glue each short end to a small bamboo skewer. When glue is dry roll the skewers toward each other to create a scroll. Tie closed with ribbon or string.




For clue #4 you need to carefully open the wrapping on the back of a chocolate coin. Insert a small piece of paper with the number 5 written on it. Close the wrapping back up.

For clue #6 print the maze. Then either print or write out the quote (page 14) on the other side of the paper. At the bottom of the maze in the grass under the temple write the letter W in pencil. Cover the letter with clear scotch tape. Make a solution of 2 parts silver acrylic paint and 1 part dish soap. You only need like 10 drops of paint and 5 drops of dish soap. Carefully paint over the scotch tape. Let dry. Do another coat of paint. Let dry. Under that write “scratch here” with an arrow pointing to the silver paint. Fold the maze so the quote is on the outside.



For clue #8 find the Dress and Grooming section in the For the Strength of Youth booklet that will be in the escape room. Somewhere in that section write the number 9 with a blacklight marker.

For Clue #9 carefully cut along dark blue lines. Cut out the black rectangles where indicated using a craft knife.



Place each clue in an envelope labeled with that number clue.

Set each 3 digit combination lock to 259.

In the smaller bag or box place the button badges and prints. These are prizes for figuring out the clues. Lock this box using the keyed padlock. Attach the key to the plastic sword. If doing several escape rooms don't confuse which keys go to which locks!

Place the smaller bag or box into the larger backpack or box. Also place Clue #9 in the bag/box. Lock this bag/box with the 3 digit combination lock. Spin the numbers so they aren't on the code to unlock it.

## Escape Room Set-up Instructions



Place the table close to the wall by an outlet. Put the chair in front of the desk.

Place the lamp on the table, plug it in and turn it on.

On the table place the hymnbook, For Strength of Youth Pamphlet, Book of Mormon, jar with extra pens and pencils, and extra books (just because). You can place these however you want - laying flat or stacked on top of each other or lining up like on a library shelf.

Place the tray with spare change (coins) on the table making sure to put the chocolate coin in amongst the change.

Put the back pack/box beside the table.

Tape the sword to the back of a picture that has a sword in the picture. This works even better if you have several pictures with swords. The youth will have to look behind several pictures to find it.

Hang all the pictures up above the desk on the wall or chalkboard or around the room.

Place the mirror above the desk or on the tray of the chalkboard (if doing it in a classroom at the church) leaning it against the chalkboard.

Hide the scroll somewhere. Under the desk or chair or even on the ceiling will work.

Hide the blacklight flashlight behind the lamp. You can tape it to the back of the lampshade or even to the cord that is behind the table. Just make sure it is behind the source of power since that is what the clue leads to.

Place all the envelopes with clues on the table for now. When the group comes in the facilitator can grab the envelopes and hand them out in order as each puzzle is completed.

## Escape Room Overview With Clue Answers

Clue #1 - The youth look for the scroll. They then have to cypher the code to find that step 2 is missing. They write '2' on their tracking sheets.

Clue #2 the word "find" is underlined. That is their first word to write on the tracking sheet. Youth will think they need to look or "find" something. Let them look for a bit before giving the clue to see how many letters the first word on their tracking sheet will have.

Clue #3 "the" is underlined in red. That is their second word.

Clue #4 - the youth need to find the fake chocolate coin and break it open. They will find the number 5 to write on their tracking sheets.

Clue #5 the 'S' is missing from the word sacrifice. They youth should write 'S' on the tracking sheets.

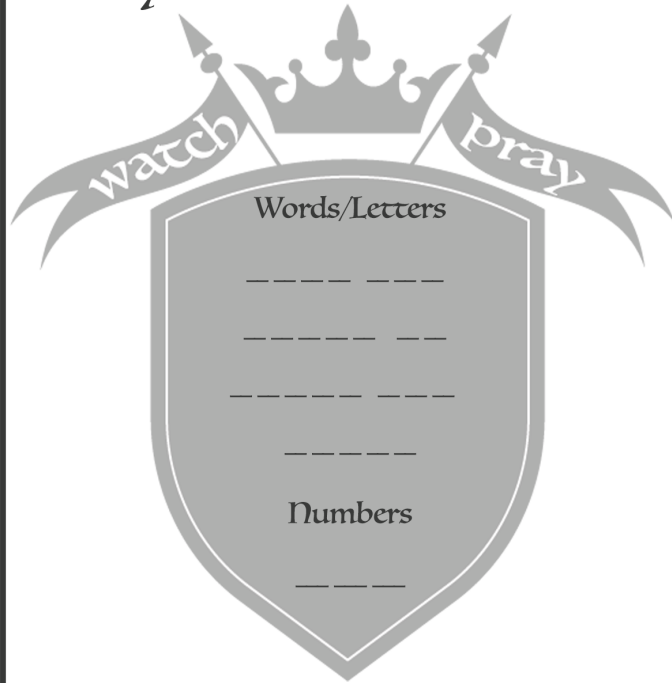
Clue #6 the youth will scratch off the paint to find the letter 'W'. That should be written on their tracking sheets.

Clue #7 The youth will look for the black light flashlight.

Clue #8 The youth should use the black light to look at the Dress and Grooming section of the For the Strength of Youth booklet. The #9 will be revealed.

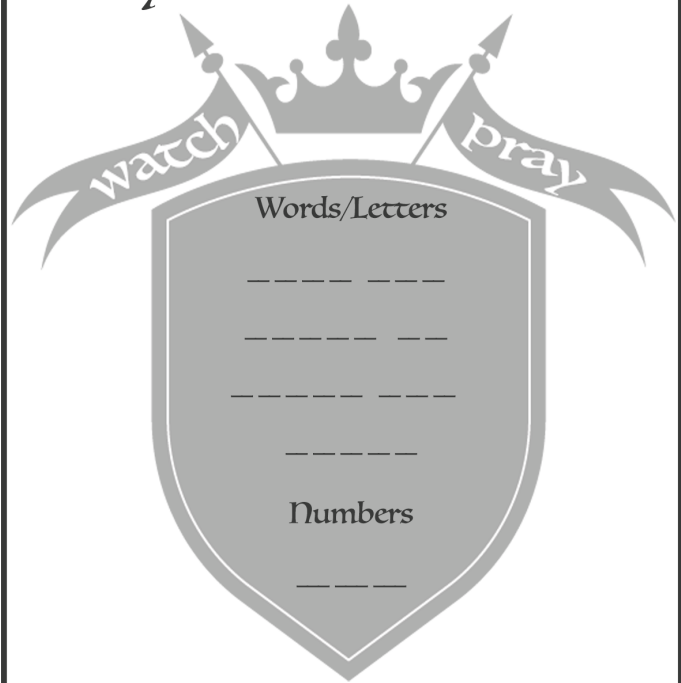
With the number 259 the youth can unlock the first bag/box. Inside they will find another locked bag/box and the final cut out clue. It goes over hymn 259 in the hymnbook. When overlaid correctly the rest of the letters and words are revealed - ord, of, truth and right. So all the letters/words say "Find the sword of truth and right." This small sword is hidden behind one of the pictures that has a sword in it. The sword has the key for the last lock attached to it.

Keep track of  
your clues here.



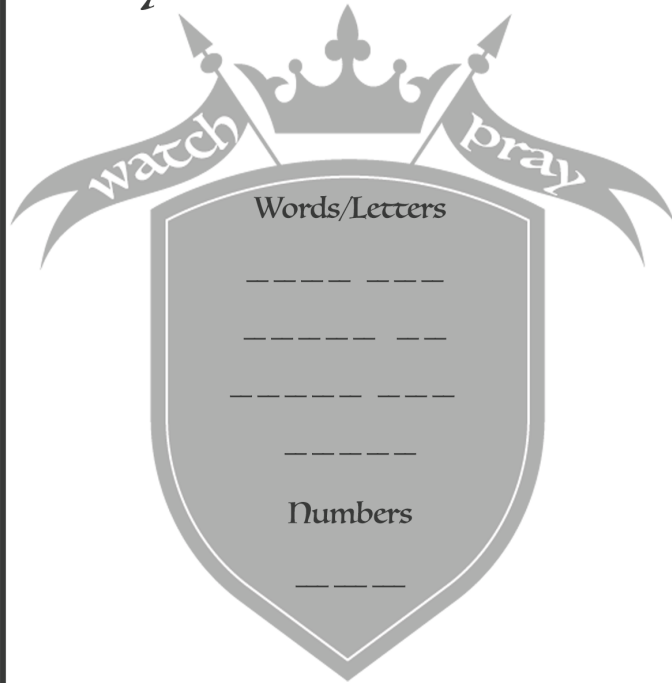
A shield-shaped form with a crown at the top. Two banners on either side of the crown read "watch" and "pray". The shield is divided into two sections: "Words/Letters" at the top and "Numbers" at the bottom. Each section contains three horizontal dashed lines for writing.

Keep track of  
your clues here.



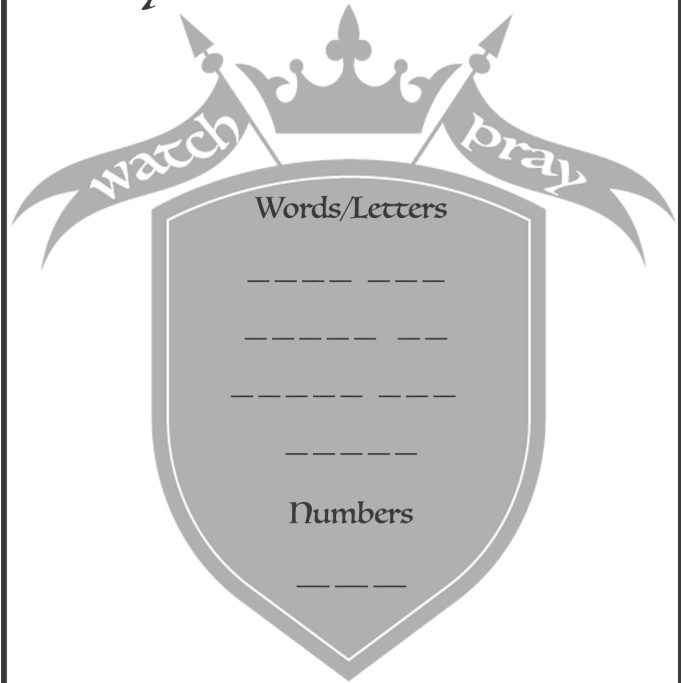
A shield-shaped form with a crown at the top. Two banners on either side of the crown read "watch" and "pray". The shield is divided into two sections: "Words/Letters" at the top and "Numbers" at the bottom. Each section contains three horizontal dashed lines for writing.

Keep track of  
your clues here.



A shield-shaped form with a crown at the top. Two banners on either side of the crown read "watch" and "pray". The shield is divided into two sections: "Words/Letters" at the top and "Numbers" at the bottom. Each section contains three horizontal dashed lines for writing.

Keep track of  
your clues here.



A shield-shaped form with a crown at the top. Two banners on either side of the crown read "watch" and "pray". The shield is divided into two sections: "Words/Letters" at the top and "Numbers" at the bottom. Each section contains three horizontal dashed lines for writing.



Now, here's another thing I invite you to think about. I like to imagine that each of us came to earth with a *scroll* attached to our spirits entitled "Things to Do While on Earth."

Let's talk about what might be on that *scroll*. Let's talk about five of the things surely written on your *scroll* according to the gospel of Jesus Christ.



Now, here's another thing I invite you to think about. I like to imagine that each of us came to earth with a *scroll* attached to our spirits entitled "Things to Do While on Earth."

Let's talk about what might be on that *scroll*. Let's talk about five of the things surely written on your *scroll* according to the gospel of Jesus Christ.

a b c d e f g h i j  
↗ ↖ ↗ ↖ ↗ ↖ ← → ↑ ↓ ↖  
k l m n o p q r s t  
↗ ↖ ↗ ↖ ↗ ↖ ▲ ▼ △ ▽ ◀  
u v w x y z  
▶ ◀ ▷ ◀ ▶ ◀ ▶


a b c d e f g h i j  
↗ ↖ ↗ ↖ ↗ ↖ ← → ↑ ↓ ↖  
k l m n o p q r s t  
↗ ↖ ↗ ↖ ↗ ↖ ▲ ▼ △ ▽ ◀  
u v w x y z  
▶ ◀ ▷ ◀ ▶ ◀ ▶

←↓△▽◀ ▶↕▶ ↗↖↗ ↖↖ △↗↖↗↓  
◀↗ ↗ ↖↖△◀↗↖ ↖↖▶▶  
▶↕▶ ↗↖↗ ↖↖ ↖↗ ↖↖△◀↗↖  
↗ ◀↗↖△↗ ◀↗↖↖→ ◀↖ ↖↖ ▷↗↖↗↖  
↖↖ ↗↖△◀↑ ↗↖↖↖▽↗ ◀↖ ←↖↖↖  
↖↖ ↖↖▽▶▽ ↗↖△↓▽◀ ↗↖↖ ▽↖↗  
↖↖ ▶▶ ←↖△ ↗↖ ↖↖▽◀ ↗↖▶▶  
↖↖ ↖↖▶▶ ▲△↗↖↖△◀↗↖↖▶▶  
←↖▶△◀↑ ↗↖↖↖▽↗ ◀↖ △↗▶↗↖◀  
↖↗↖▶▶ ↗↖↖ ▶↗△◀↗↖↖ ↖↖ ◀  
↑↗ ▽↗↖△↗↖↖↖◀ ▷↗↖↖↖▶▶  
↖↖▷⊥ ↑↗△↗ ↓▽ ↗ ←↖◀↑ ↓↖↗↖  
↖↖ ▶↕▶△ ↖↖▽◀ ←↖↖↖ ↗↖↖↖  
←▶↖←↖↖ ▶↕▶△ ↖↖△◀↗↖ ↖↖▽▽↖↖  
↖▽  
↖↖↖↖ ↖↗↖↖ ↗◀ ↗↗↖↑ ◀↑↓↖→  
◀↖ ↖↖ ↖↖ ↗↗△◀↑ ▷↗↖↖↑ ↖▶↖  
↖↗△ ↓▽ ↖↖▽▽↖↖→

←↓△▽◀ ▶↕▶ ↗↖↗ ↖↖ △↗↖↗↓  
◀↗ ↗ ↖↖△◀↗↖ ↖↖▶▶  
▶↕▶ ↗↖↗ ↖↖ ↖↗ ↖↖△◀↗↖  
↗ ◀↗↖△↗ ◀↗↖↖→ ◀↖ ↖↖ ▷↗↖↗↖  
↖↖ ↗↖△◀↑ ↗↖↖↖▽↗ ◀↖ ←↖↖↖  
↖↖ ↖↖▽▶▽ ↗↖△↓▽◀ ↗↖↖ ▽↖↗  
↖↖ ▶▶ ←↖△ ↗↖ ↖↖▽◀ ↗↖▶▶  
↖↖ ↖↖▶▶ ▲△↗↖↖△◀↗↖↖▶▶  
←↖▶△◀↑ ↗↖↖↖▽↗ ◀↖ △↗▶↗↖◀  
↖↗↖▶▶ ↗↖↖ ▶↗△◀↗↖↖ ↖↖ ◀  
↑↗ ▽↗↖△↗↖↖↖◀ ▷↗↖↖↖▶▶  
↖↖▷⊥ ↑↗△↗ ↓▽ ↗ ←↖◀↑ ↓↖↗↖  
↖↖ ▶↕▶△ ↖↖▽◀ ←↖↖↖ ↗↖↖↖  
←▶↖←↖↖ ▶↕▶△ ↖↖△◀↗↖ ↖↖▽▽↖↖  
↖▽  
↖↖↖↖ ↖↗↖↖ ↗◀ ↗↗↖↑ ◀↑↓↖→  
◀↖ ↖↖ ↖↖ ↗↗△◀↑ ▷↗↖↖↑ ↖▶↖  
↖↗△ ↓▽ ↖↖▽▽↖↖→




Isaiah spoke  
of whom the prophet  
those "swift messengers"  
Would you like to be among  
message of the restored gospel?  
elect who have not heard the  
elect, be willing to help find the  
days? Would you, who are the  
Israel during these precious latter  
Would you like to help gather  
if they want to know more...  
Christ. They decide for themselves  
the restored gospel of Jesus  
deserves to hear the message of  
on both sides of the veil,  
our Heavenly Father's children,  
fundamental truth: every one of  
we are simply saying this  
When we speak of the gathering,



Moroni 10:3 (10)  
Mosiah 4:11 (102)  
1 Nephi 5:10 (31)  
Ether 12:6 (15)  
2 Nephi 3:23 (25)  
Mosiah 18:30 (41,42)

-----  
-----  
-----  
-----



Moroni 10:3 (10)  
Mosiah 4:11 (102)  
1 Nephi 5:10 (31)  
Ether 12:6 (15)  
2 Nephi 3:23 (25)  
Mosiah 18:30 (41,42)

-----  
-----  
-----  
-----



4

So, my first invitation to you today is to disengage from a constant reliance on social media by holding a seven-day fast from social media. I acknowledge that there are positives about social media. But if you are paying more attention to feeds from social media than you are to the whisperings of the Spirit, then you are putting yourself at spiritual risk –as well as the risk of experiencing intense loneliness and depression. You and I both know youth who have been influenced through social media to do and say things that they never would do or say in person.

Bullying is one example.

Another downside of social media is that it creates a false reality. Everyone posts their most fun, adventurous, and exciting pictures, which create the erroneous impression that everyone except you is leading a fun, adventurous, and exciting life.

Much of what appears in your various social media feeds is distorted, if not fake. So give yourself a

seven-day  
**BREAK**  
from  
**FAKE!**



“My second invitation is to make a weekly sacrifice of time to the Lord, for three weeks in a row, to let Him know that you want to be part of His youth battalion – more than you want anything else. For three weeks give up something you like to do and use that time to help gather Israel.”

What is missing from the quote?



“My second invitation is to make a weekly sacrifice of time to the Lord, for three weeks in a row, to let Him know that you want to be part of His youth battalion – more than you want anything else. For three weeks give up something you like to do and use that time to help gather Israel.”

What is missing from the quote?


# Funstuff



## SIGNS FOR TEMPLE PREPARATION

By Marilyn Senterfitt

If you can follow the signs that tell you how to prepare to go to the temple, they will lead you through the maze to the temple. Signs that tell you to break the commandments will not lead you to the temple



ILLUSTRATED BY ADAM ROFFORD

Ensure that your feet are  
firmly planted on the covenant path.





pray

My fifth invitation is for you to stand out; be different from the world. You and I know that you are to be a LIGHT to the world. Therefore, the Lord needs you to look like, sound like, act like, and DRESS like a true disciple of Jesus Christ. Yes, you are living in the world, but you have very different sTANDARDS from the world to help you avoid the stain of the world.





Watch

My fifth invitation is for you to stand out; be different from the world. You and I know that you are to be a LIGHT to the world. Therefore, the Lord needs you to look like, sound like, act like, and DRESS like a true disciple of Jesus Christ. Yes, you are living in the world, but you have very different sTANDARDS from the world to help you avoid the stain of the world.

pray





Pin Badge Here

With the Holy Ghost as your companion,  
you can see right through the celebrity  
culture that has smitten our society.  
You can be smarter than previous  
generations have ever been.  
And if you are sometimes  
called "weird," wear that distinction as  
a **badge of honor** and be happy  
that your light is  
**shining brightly**  
in this ever-darkening world!

Pin Badge Here

With the Holy Ghost as your companion,  
you can see right through the celebrity  
culture that has smitten our society.  
You can be smarter than previous  
generations have ever been.  
And if you are sometimes  
called "weird," wear that distinction as  
a **badge of honor** and be happy  
that your light is  
**shining brightly**  
in this ever-darkening world!

Pin Badge Here

With the Holy Ghost as your companion,  
you can see right through the celebrity  
culture that has smitten our society.  
You can be smarter than previous  
generations have ever been.  
And if you are sometimes  
called "weird," wear that distinction as  
a **badge of honor** and be happy  
that your light is  
**shining brightly**  
in this ever-darkening world!

Pin Badge Here

With the Holy Ghost as your companion,  
you can see right through the celebrity  
culture that has smitten our society.  
You can be smarter than previous  
generations have ever been.  
And if you are sometimes  
called "weird," wear that distinction as  
a **badge of honor** and be happy  
that your light is  
**shining brightly**  
in this ever-darkening world!

This is what each youth who completed the escape room received.  
You can definitely do different prizes.



Picture of all the WEIRD buttons



We had some young single adults (YSA) do the escape room on a different day first. It took the YSA 30 minutes to complete it. The YSA each helped in the escape rooms during the stake youth activity so the adults could get refreshments ready, etc. It took the youth 45, 50, 60, 60, and 65 minutes to complete the escape room. Hopefully that gives you a better idea of how long it will take.